

LIQUID SOAP MAKING

INGREDIENTS

Ingredients are readily available purchase locally at affordable costs.

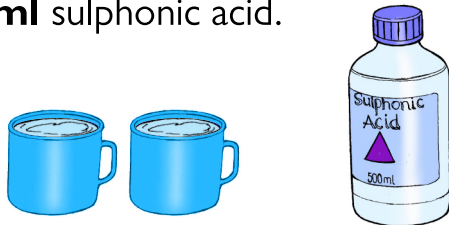
350g fine salt.



1.5 kg sleeves.




500 ml sulphonic acid.



4 tablespoons caustic soda.



50 ml dye.




20-30 ml perfume.



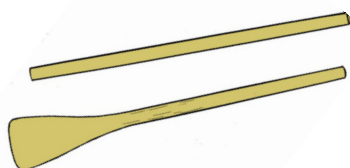
15 litres clean water.



20 litre bucket/container.



Wooden pole/mugoti.



Plastic gloves.



LIQUID SOAP MAKING

10 EASY STEPS

<p>1. Put salt (350g) into an empty bucket.</p> 	<p>2. Add sles (1.5kg) wear gloves and use a pole to mix well (one direction) into white paste.</p> 
<p>3. Add 9 litres of water, 1 litre at a time-mixing.</p> 	<p>4. Add sulphonic acid (500ml), mix well.</p> 
<p>5. Add 4.5 litres more of water, 1 litre at a time.</p> 	<p>6. Dissolve caustic soda 60ml (4 tablespoons) in water. Use metal or tin container and add to mixture.</p> <p>*Handle caustic soda with care</p> 
<p>7. Add rest of water - mix well (*if too watery add more salt).</p> 	<p>8. Add 50ml of dye (5 or 6 bottle tops or lids per bucket).</p> 
<p>9. Add 20-30ml of perfume (2 or 3 plastic bottle tops or lids).</p> 	<p>10. Mix well and allow to settle for 5 - 6 hours (at room temperature).</p> 

*A plastic bottle cap is roughly 10ml.

*A tablespoon is roughly 15ml.